

EVA

- on/off control & automatic balancing valve

Application

EVA is a valve particularly designed for the balancing of cooling and heating units.

With its simple on/off control the valve can be used for many different applications, and at the same time advantage is derived from the dynamic control principles.

By means of EVA the optimum flow rate is ensured in each control area. This flow rate is maintained in spite of pressure fluctuations in the system. A control area may be two fan coils for a hotel room or a calorifier for a sports centre.

Energy savings due to automatic flow control, lower flow and pump pressure. Maximized ΔT due to faster response and increased system stability.

Benefits

- Time consuming adjustment of the system is eliminated
- The valve automatically ensures the hydraulic balance, regardless of changing pressure conditions in the system

Design

- No need to use balancing valves in the distribution lines, main distribution lines and supply lines
- Less time to define the necessary equipment for a hydraulic balanced system
- No impact if the calculated distribution of pressure in the installation is not accurate
- Security that the specified flow is also the real one
- No requirements on pipe lengths before and after the valve

Installation

- Minimized commissioning time due to automatic balancing of the system
- No need for oversized pumps and oversized control valves

Operation

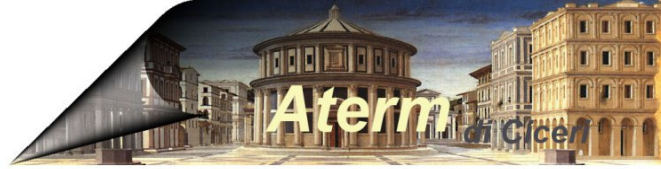
- Energy savings due to elimination of overflows
- Higher comfort due to correct distribution of water in the system and to optimized function of the control valves



EVA with P/T plugs and . EVA Basic with actuators

Features

- Two valves in one. Replaces both the normal static valve (DRV) and two way valve
- No requirement on pipe lengths before and after the valve
- Small compact product
- Built-in on/off function for electrically operated actuator (normally closed)
- The valve can easily be fitted into the system
- Integral optional P/T plugs on EVA for needle system



EVA

- on/off control & automatic balancing valve

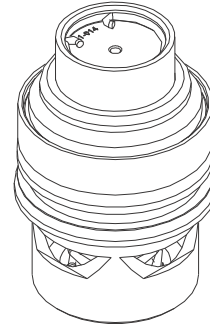
Function

The balancing occurs by means of a flow rate cartridge that keeps the differential pressure constant across an orifice.

In the wanted control range the pump supplies sufficient differential pressure to affect the spring and diaphragm of the cartridge.

EVA ensures the optimum flow in each control zone to maintain the rated heat/cool transfer. This flow is maintained regardless of pressure fluctuations in the system.

See cartridge catalogue for further details.

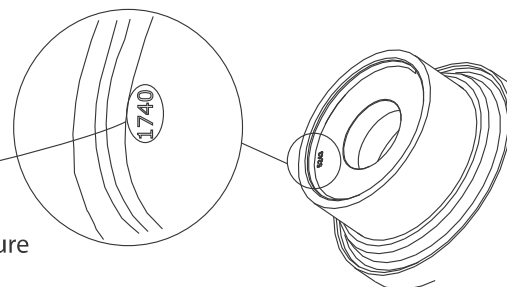


Cartridge

Indication of flow rate on the orifice plate

A four-digit number on the orifice plate is identical with the last four digits in the number. The cartridge can be identified by means of this number and the corresponding flow rate can be read from the above flow rate tables.

High Pressure no.	Flow [gpm]	Flow [l/s]	Min. ΔP [kPa]
49-11740	3.52	0.222	16
49-11745	3.83	0.242	19
49-11750	4.12	0.260	21



49= HP High Pressure
50= Low Pressure

Text for technical specifications

Housing:

The Valve housing shall be made of Hot stamped Brass in DR quality. The valve shall regulate flow by means of a replaceable cartridge.

Pressure rating of the valve housing shall be PN16 or PN25.

The Kv Value of the valve housing inclusive the on/off control unit shall be no less than 3,0.

Control unit:

The Valve shall be NC (normally closed)

The valve shall be able to close completely against a DP of 4 Bar

Flow Regulator:

The flow regulating Cartridge shall be made of brass in DR quality.

The Cartridge shall offer the opportunity to change the flow by replacing an orifice plate without changing the entire cartridge.

The Cartridge shall operate in one pressure range only throughout the entire hydraulic system.



EVA

- on/off control & automatic balancing valve

Product programme EVA

1. EVA

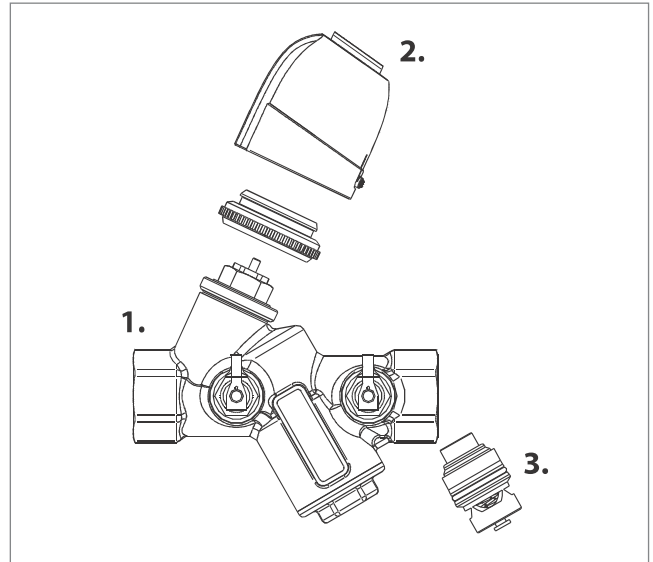
48-5803	48-5800	DN15	Kv 3,0
48-5804	48-5801	DN20	Kv 3,0
48-5805	48-5802	DN25	Kv 3,0

2. Actuator on/off, normally closed



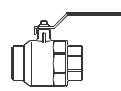




	48-5515	24 volt	
	48-5518	230 volt	

3. Cartridge

no. 49 or 50-xxxx	Flow l/h	Flow l/s	Flow gpm	Min. DP kPa	DP Housing kPa	Min DP. total kPa
11150	25	0,007	0,11	7	0	7
11170	36	0,010	0,16	7	0	7
11190	43	0,012	0,19	7	0	7
11210	55	0,015	0,24	7	0	7
11230	75	0,021	0,33	8	0	8
11260	84	0,023	0,37	9	0	9
11290	104	0,029	0,46	10	0	10
11300	114	0,032	0,50	10	0	10
11320	129	0,036	0,57	11	0	11
11350	154	0,043	0,68	11	0	11
11370	175	0,049	0,77	12	0	12
11400	204	0,057	0,90	12	0	12
11430	241	0,067	1,06	12	1	13
11460	279	0,078	1,23	12	1	13
11490	320	0,089	1,41	13	1	14
11510	350	0,097	1,54	13	1	14
11540	400	0,111	1,76	13	2	15
11570	477	0,133	2,10	14	3	17
11620	545	0,151	2,40	14	3	17
11725	615	0,171	2,71	14	4	18
11730	670	0,186	2,95	14	5	19
11735	736	0,204	3,24	14	6	20
11740	799	0,222	3,52	16	7	23
11745	870	0,242	3,83	19	8	27
11750	936	0,260	4,12	21	10	31
20700	1020	0,283	4,49	22	12	34
20740	1081	0,300	4,76	22	13	35
20770	1195	0,332	5,26	22	16	38
20820	1335	0,371	5,88	23	20	43
20860	1483	0,412	6,53	23	24	47
20880	1581	0,439	6,96	23	28	51
20920	1774	0,493	7,81	24	35	59
20940	1833	0,509	8,07	24	37	61
20990	2080	0,578	9,16	25	48	73
21030	2251	0,625	9,91	26	56	82
21060	2319	0,644	10,21	27	60	87
21090	2448	0,670	10,78	28	67	95



Accessories

Extension piece for actuator		
h = 20 mm	48-5557	
Strainer		
DN15	41-1132	
DN20	41-1142	
DN25	41-1152	
Ball Valve		
DN15	38-5020	
DN20	38-5022	
DN25	38-5024	
Strainer Ball Valve		
DN15	38-5040	
DN20	38-5041	
DN25	38-5042	
Spindle Extension		
DN15/20	46-1072	
DN25	46-1073	
P/T-plugs		
1/4" x 60mm	48-0012	
Combidrain 1/4" x 60mm	46-1073	



EVA Basic

- on/off control & automatic balancing valve

Product programme EVA Basic

1. EVA Basic

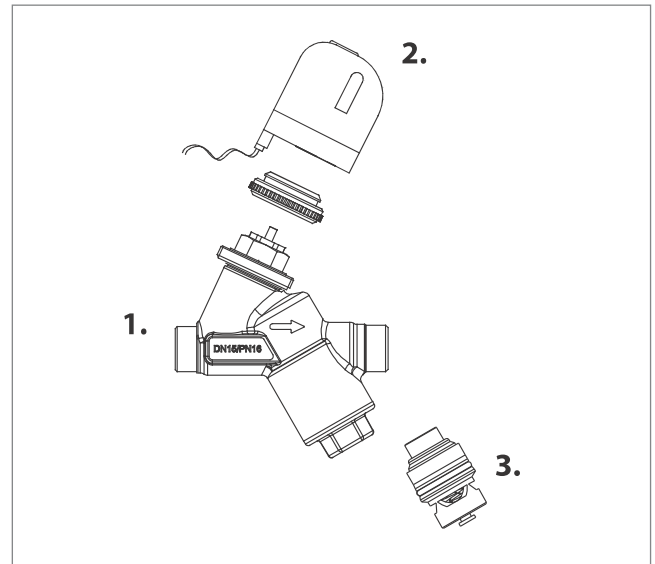
48-5803	48-5806	DN15	Kv 3,0
---------	---------	------	--------

2. Actuator on/off, normally closed



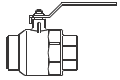






	48-5515	24 volt	
	48-5518	230 volt	

3. Cartridge

no. 49 or 50-xxxx	Flow l/h	Flow l/s	Flow gpm	Min. DP kPa	DP Housing kPa	Min DP. total kPa
11150	25	0,007	0,11	7	0	7
11170	36	0,010	0,16	7	0	7
11190	43	0,012	0,19	7	0	7
11210	55	0,015	0,24	7	0	7
11230	75	0,021	0,33	8	0	8
11260	84	0,023	0,37	9	0	9
11290	104	0,029	0,46	10	0	10
11300	114	0,032	0,50	10	0	10
11320	129	0,036	0,57	11	0	11
11350	154	0,043	0,68	11	0	11
11370	175	0,049	0,77	12	0	12
11400	204	0,057	0,90	12	0	12
11430	241	0,067	1,06	12	1	13
11460	279	0,078	1,23	12	1	13
11490	320	0,089	1,41	13	1	14
11510	350	0,097	1,54	13	1	14
11540	400	0,111	1,76	13	2	15
11570	477	0,133	2,10	14	3	17
11620	545	0,151	2,40	14	3	17
11725	615	0,171	2,71	14	4	18
11730	670	0,186	2,95	14	5	19
11735	736	0,204	3,24	14	6	20
11740	799	0,222	3,52	16	7	23
11745	870	0,242	3,83	19	8	27
11750	936	0,260	4,12	21	10	31
20700	1020	0,283	4,49	22	12	34
20740	1081	0,300	4,76	22	13	35
20770	1195	0,332	5,26	22	16	38
20820	1335	0,371	5,88	23	20	43
20860	1483	0,412	6,53	23	24	47
20880	1581	0,439	6,96	23	28	51
20920	1774	0,493	7,81	24	35	59
20940	1833	0,509	8,07	24	37	61
20990	2080	0,578	9,16	25	48	73
21030	2251	0,625	9,91	26	56	82
21060	2319	0,644	10,21	27	60	87
21090	2448	0,670	10,78	28	67	95



Accessories

Extension piece for actuator		
h = 20 mm	48-5557	
Strainer		
DN15	41-1132	
Ball Valve		
DN15	38-5020	
Strainer Ball Valve		
DN15	38-5040	
Spindle Extension		
DN15/20	46-1072	
Compression coupling		
39-1432	DN15 x Ø8 mm	
39-1433	DN15 x Ø10 mm	
39-1434	DN15 x Ø12 mm	
39-1435	DN15 x Ø15 mm	
PEX coupling		
31-2021	DN15 for Ø12 x 2 mm	
31-2031	DN15 for Ø15 x 2,5 mm	
31-2041	DN15 for Ø16 x 2 mm	
Alu-PEX coupling		
31-2441	DN15 for Ø16 x 2 mm	
Press coupling		
31-2831	DN15 for Ø15 mm	

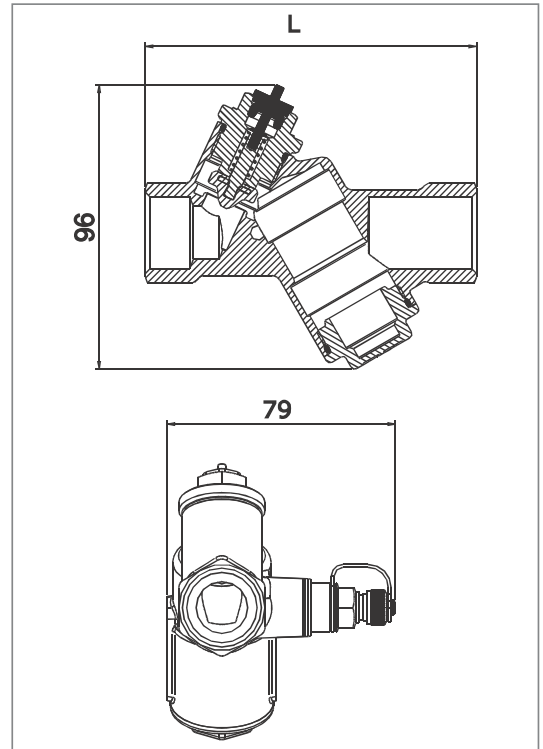
EVA - on/off control & automatic balancing valve

Technical data EVA

Valve Housing:	DZR Brass, CW602N
O-rings:	EPDM
Pressure class:	PN25
Temperature:	0 to + 95°C
Ambient temperature:	0 to + 50°C
Flow range:	See page 3
Max. differential pressure:	400 kPa
Weight:	0,7 kg
Dimension packaging in mm:	135 x 115 x 85

Glycolic mixtures (both ethylene and propylene) up to 50% are applicable with Alpha. Strainer is recommended. The pipe system should be properly ventilated to avoid the risk of air-pockets. See application example. Valve height incl.actuator = 135 mm
Length of stroke = 2,5 mm

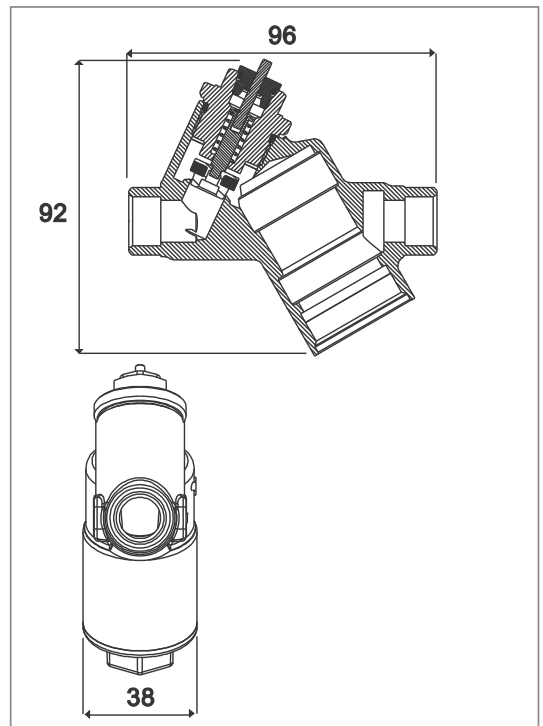
Dimensions			
	DN15	DN20	DN25
L	102	110	119



Technical data EVA Basic

Valve Housing:	DZR Brass, CW602N
O-rings:	EPDM
Pressure class:	PN16
Temperature:	0 to + 95°C
Ambient temperature:	0 to + 50°C
Flow range:	See page 3
Max. differential pressure:	400 kPa
Weight:	0,7 kg
Dimension packaging in mm:	135 x 115 x 85

Glycolic mixtures (both ethylene and propylene) up to 50% are applicable with Alpha. Strainer is recommended. The pipe system should be properly ventilated to avoid the risk of air-pockets. See application example. Valve height incl.actuator = 135 mm
Length of stroke = 2,5 mm



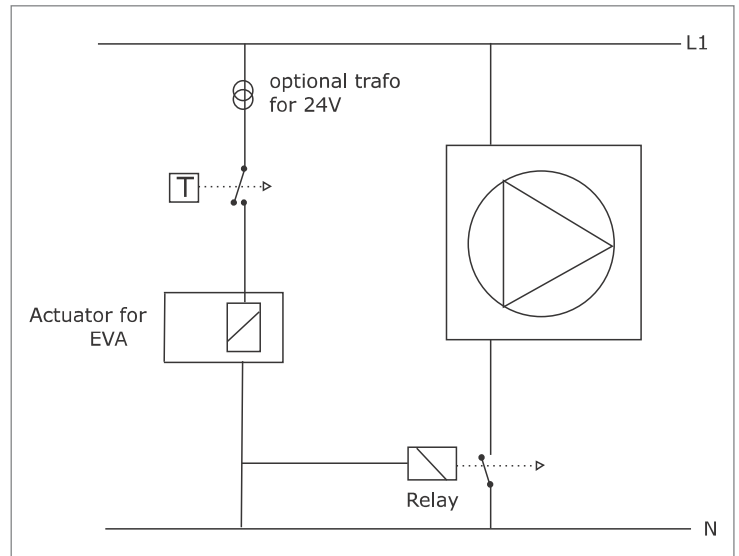
EVA

- on/off control & automatic balancing valve

Electric Diagram

Example: You may let the valve signal run the fan engine of the unit, so that the fan engine is not running when the valve is closed.

The valve is "normally closed". The power consumption of the actuator is 2 Watt.



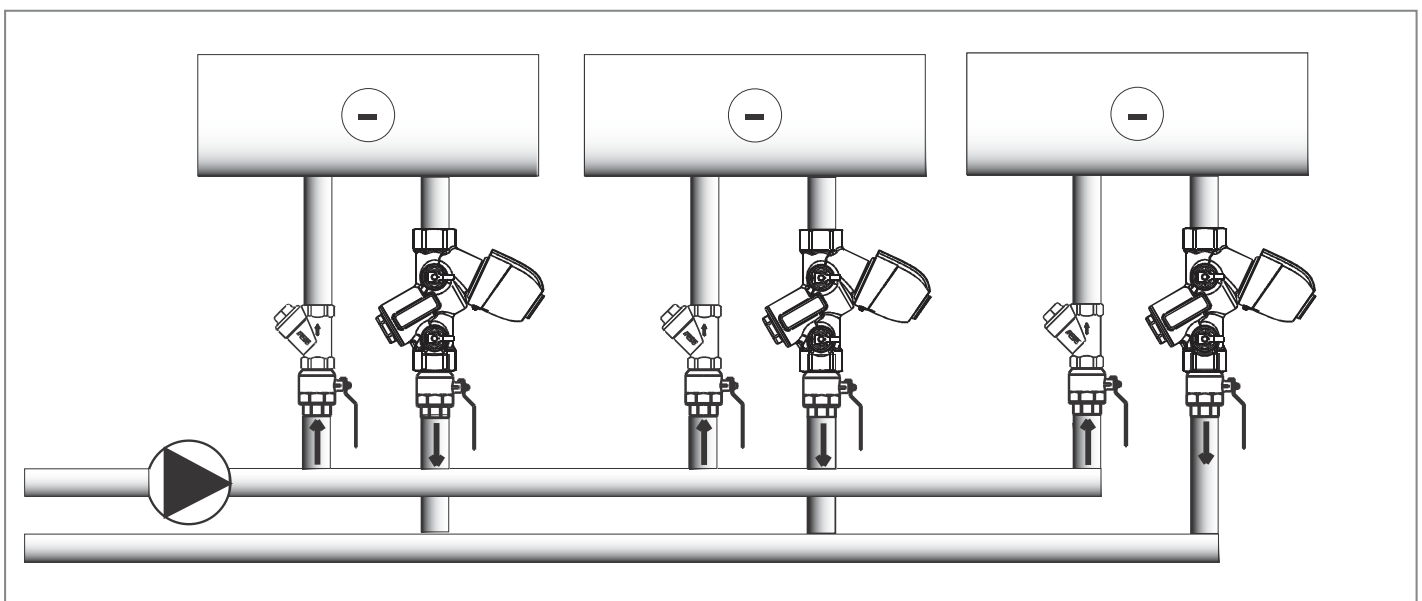
Application Example

The system is easily adjusted by adjusting the pump in accordance with the required differential pressure across the critical valve.

When this differential pressure is achieved, the system will automatically be balanced.

Min. Differential pressure = the lower limit of the operating range of the Alpha flow cartridge plus the pressure drop of the EVA valve at design flow.

See required min. Pressure of the cartridge on page 3.



Type	48-5515	48-5518
On/off	On/off	On/off
Power supply	24V AC/DC	230V AC
Power consumption	1.8W	1.8W
Closing and opening time	Approx. 3 min.	Approx. 3 min.
Actuator travel	4 mm	4 mm
Force	100N	100N
Ambient temperature	0-60°C	0-60°C

Design

	Normally closed	Normally closed
Protection	IP 54	IP 54
Colour of housing	Greyish white	Greyish white
Valve adapter	Included	Included
Weight (without adapter incl. 1m wire)	100 g	100 g
Connection wire	2 x 0,75 mm ² PVC	2 x 0,75 mm ² PVC
Length of wire	1,0 m	1,0 m

