

Commissioning Unit AC 6

Application

AC 6 is used for the measurement of differential pressure and thereby flow in a given installation equipped with valves.

When measuring the actual valve is selected in the menu. Flow and required differential pressure will then be displayed.

The system is easily commissioned as the pump is adjusted in accordance with the required minimum differential pressure across the critical valve.

Min. differential pressure = the lower limit of the operating range of the valve/cartridge.

Once this differential pressure is available the system will automatically be balanced.

The Commissioning Unit is easily operated by means of the enclosed, detailed instruction for use.

A quick start guide is also included.



Commissioning Unit AC 6

Technical data

| | |
|-------------------------------|---|
| Operating temperature: | From 0°C to 95°C (ambient temperature) <i>Please note: The manometer should not be exposed to frost</i> |
| Static pressure: | Max. 20 bar |
| Differential pressure: | Max. 6 bar |
| Battery: | 1 pcs. 9V |
| Weight: | 615 g |
| Dimensions: | 200 x 120 x 40 |

Insulation jackets for S and PV

Application

The insulation jackets have been specifically designed for the insulation of S, and PV valves.

Insulation of valves may reduce the temperature in control room, boiler room, and pipe tunnels. Resulting in a more agreeable working temperature, reduced thermal loss and, consequently, better heat economy year after year.



Benefits

- Easy installation and removal

Features

- Fire resistant in accordance with the fire rating B2, DIN4102
- Resistant to most chemicals. Will not be attacked by dry rot or mold
- Does not absorb moisture and, unlike "wet" mineral wool does not become conductive to heat






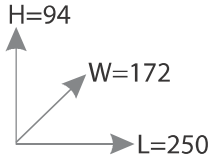

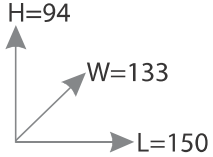

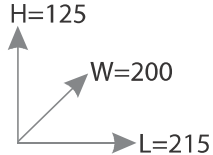

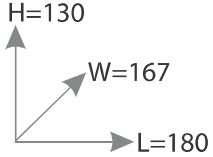
Insulation jackets for S and PV

Technical data

Material: EPP (Expanded Polypropylene)
Water absorption: < 2,5 vol% at 20°C
Temperature range: up to 120°C
Insulating property: Lamda = 0.039 W/mk (20g/l)

(must only be used in heating applications)

Product programme

| | | All measurements in mm. |
|--|---|---|
| no. 38-0845 For S and PV valve DN15/20/25 |  |  |
| no. 38-0846 For combination ball valve in supply side of S and PV DN15/20/25 |  |  |
| no. 38-0854 For S and PV valve DN32/40/50 |  |  |
| no. 38-0848 For combination valve in supply side of S and PV DN32/40/50 |  |  |

Manometer 2023P

Application

digital manometer for the measurement of differential pressure in a given installation equipped with valves.

The manometer features are:

- **On/off**
- **Automatic reset**
- **Illuminated display**
- **"Out of measuring range"**
- **Hold function**
- **Hose kit incl. needles**

The manometer is easily operated by means of the enclosed, detailed instructions for use.

After measuring, the actual value is compared with the min. required differential pressure across the installed flow rate cartridge (see cartridge catalogue or Tech-Note).

The system is easily adjusted as the pump is adjusted in accordance with the required differential pressure across the critical valve.

Once this differential pressure is available the system will automatically be balanced.

Min. differential pressure = the lower limit of the operating range of the valve/ cartridge. See cartridge catalogue/ TechNote.



handy manometer 2023P. Hose kit including needles.

Technical data

| | |
|--------------------------------------|---|
| Operating temperature: | From 10°C to 50°C (ambient temperature) <i>Please note: The Manometer should be exposed to frost.</i> |
| Operating range: | 7 bar |
| Overrange: | 10 bar |
| Batteries: | Two pcs. AA <i>Please note: Batteries are not enclosed</i> |
| Environmental specifications: | IP67 |
| Auto switch-off time: | 12 minutes |
| Dimensions: | 155 x 67 x 40 mm |
| Weight: | 180 g |